

## AI Using Virtual Software System

Sanket Pazonel<sup>1</sup>, Aniruddha Patil<sup>2</sup>, Vaibhav Balip<sup>3</sup>, Saurabh Lohar<sup>4</sup>, Ajay Dalavi<sup>5</sup>,

Prof S.A. Babar<sup>6</sup>

<sup>1,2,3,4,5</sup> Students, Department of Computer Science & Engineering, Sanjeevan Engineering and Technology Institute Panhala (Maharashtra, India).

<sup>6</sup>Assistant Professor, Department of Computer Science & Engineering, Sanjeevan Engineering and Technology Institute Panhala (Maharashtra, India)

\*\*\*

**Abstract** - We're developing the "AI Using Virtual Software System with Data Science Integration using Django and Python" to revolutionize scholarship management. This system serves as a central hub for students, administrators, and reviewers, each with secure access tailored to their needs.

For students, the application process becomes seamless. They can submit all required documents and information effortlessly. Administrators benefit from a customized control center, allowing them to track applications, communicate with reviewers, and manage the entire process efficiently.

Reviewers are crucial to the system, and their workflow is streamlined through automatic application assignments. Data science plays a significant role here, employing smart algorithms to conduct initial screenings and evaluate applications, ensuring fairness and efficiency in the decision-making process.

The system keeps everyone informed with real-time notifications, updating students on their application status and alerting administrators and reviewers to pending tasks. This constant communication ensures no one is left in the dark.

Data science integration also facilitates the creation of insightful reports and dashboards, providing administrators with valuable tools to assess the scholarship program's performance and make informed decisions.

User experience is a priority, with interfaces designed to be intuitive and visually appealing. Comprehensive testing ensures the system functions smoothly, and deployment on platforms like Heroku or AWS guarantees accessibility.

Additionally, a detailed instruction manual will guide users through setup, use, and maintenance. Regular updates will keep the system efficient and up-to-date, making scholarship management smarter, fairer, and more efficient for everyone involved.

### 1.INTRODUCTION

A Scholarship Management System, often referred to as a Scholarship Portal, is an advanced online tool designed to streamline and simplify the management of scholarship programs using cutting-edge internet and cloud technologies. These systems are essential for educational institutions, scholarship providers, and various organizations looking to

efficiently handle all aspects of scholarship management, from application to award distribution.

By leveraging a Scholarship Management System, students can apply for scholarships online, significantly reducing the need for cumbersome paper applications. These portals allow students to securely upload and store all necessary documents, making the application process more straightforward and user-friendly.

For administrators and scholarship committees, these systems offer robust features to review applications, communicate with applicants, and manage the selection process efficiently. The automation of these tasks not only speeds up the workflow but also reduces the potential for human error, ensuring a fair and organized process.

Security is a cornerstone of any Scholarship Management System. These systems employ advanced security measures, such as data encryption and secure authentication methods, to protect sensitive applicant information. Role-based access control further ensures that only authorized users can access specific data, maintaining the privacy and integrity of the information.

Moreover, Scholarship Management Systems are highly accessible, allowing users to connect from anywhere via the internet. This accessibility promotes better collaboration among students, administrators, and reviewers, making the entire process more cohesive and efficient.

Designed with flexibility in mind, these systems can be tailored to meet the unique needs of any institution or organization. They are scalable, capable of expanding as scholarship programs grow, without requiring significant changes or overhauls.

In essence, Scholarship Management Systems are designed to make the scholarship process simpler and more efficient. They reduce administrative burdens, enhance the applicant experience, and ensure the secure handling of sensitive information, all through the power of virtual network technology. By integrating these systems, institutions can provide a more streamlined, fair, and efficient scholarship management experience.

Scholarship Management Systems aren't just about making things easier; they also help schools and organizations learn from data. They can show administrators important trends, like who's applying for scholarships and where they're from. This information helps them make smart choices to improve the

program. Plus, these systems make sure everything follows the rules and laws, which is crucial. Overall, they're like a smart assistant that helps everyone involved in scholarships do their best work.

## 2. PROBLEM STATEMENT

Managing scholarships right now is pretty tough because a lot of it is done manually. This leads to delays and mistakes that could have been avoided. Also, when people review scholarship applications, they might not always be fair because there's no clear system for it. This means some deserving candidates might get overlooked. Money management for scholarships is a bit of a mess too. It's hard to keep track of where the money is going and if it's being used properly.

On top of that, all the different parts of scholarship management, like user accounts, hiring, buying stuff, and planning projects, don't really work together smoothly. This causes more problems because information gets lost or mixed up. Without good data and tools to make smart decisions, it's tough for administrators to figure out what's working and what needs to change in the scholarship program.

The way students and administrators interact with scholarship applications also needs work. It's not very user-friendly, which can be frustrating for everyone involved. Plus, resources like money and people aren't always used in the best way possible, which is a waste.

To fix all these issues, we need to automate some processes, like how applications are reviewed. We also need a better system to keep track of money and connect all the different parts of scholarship management. This way, administrators can make better decisions and everyone can have a smoother experience with scholarships.

## 3. OBJECTIVES

The main goal of this project is to create a simple and enjoyable entertainment solution for everyone to use. We want to provide a system that makes leisure time more enjoyable and meaningful for users.

Users will have different ways to connect to the system, which will be very helpful for them. The main objective of the Student Management System is to manage details like student profiles, courses, logins, exams, grades, and fees. This system is controlled by teachers and administrators, ensuring that only authorized users have access to it. This setup makes it easier to manage student information and administrative tasks efficiently.

### 3.1 easy-to-use

Info: The project seeks to develop a user-friendly entertainment platform accessible to a wide range of users. This platform will

provide various entertainment options, such as games, media streaming, or interactive content, designed to cater to different interests and preferences. The goal is to offer a seamless and enjoyable experience for users seeking entertainment during their leisure time. This initiative aligns with the broader objective of enhancing user satisfaction and engagement with the platform.

### 3.2 providing a meaningful experience for users

The system is designed with a primary focus on improving the quality of users' leisure time activities. It offers features and functionalities that aim to entertain, engage, and provide value to users during their free time. This may include interactive content, personalized recommendations, social features for connecting with others, and immersive experiences that create memorable moments. By prioritizing user experience and satisfaction, the system aims to make leisure time more enjoyable and fulfilling for its users.

### 3.3 To manage student-related details such as profiles, courses, exams, and fees

The Student Management System (SMS) is a comprehensive platform designed to handle various aspects of student information and administrative tasks within educational institutions. It allows administrators, teachers, and staff to manage student profiles, including personal details, academic records, attendance, and disciplinary history. The system also facilitates course management by providing tools for creating course schedules, assigning instructors, managing enrollments, and tracking student progress. Additionally, the SMS assists in exam management, including exam scheduling, grading, and generating reports. It also handles fee management, including fee structures, payment processing, and financial reporting. Overall, the SMS streamlines administrative processes related to student data and contributes to efficient school management.

### 3.4 System offers multiple ways for users to connect, improving accessibility and usability

The system is designed with versatility in mind, allowing users to connect and interact through various means. This includes web-based interfaces accessible from desktops or laptops, mobile applications for smartphones and tablets, and possibly even voice-enabled interfaces for hands-free interaction. By offering multiple connection options, the system ensures that users can access its features and content conveniently, regardless of their preferred device or method of interaction. This approach enhances accessibility and usability, catering to a broader audience with diverse needs and preferences.

## 4. PROPOSED SYSTEM

Our proposed system, the AI Using Virtual Software System, is a comprehensive solution designed to revolutionize scholarship management. At its core, the system leverages artificial intelligence and virtual software technologies to automate and optimize various aspects of the scholarship process.

One key feature of our system is its ability to automate application processing, reducing manual efforts and streamlining the entire application submission and review process. This automation not only saves time but also minimizes errors and ensures a more efficient workflow.

Additionally, the system incorporates AI-driven evaluation algorithms that intelligently assess and score scholarship applications based on predefined criteria. This helps in maintaining fairness and objectivity in the candidate selection process.

The AI component of the system also extends to intelligent application assignment, where applications are assigned to reviewers based on their expertise and workload. This optimization of reviewer assignments improves the efficiency of the review process and ensures timely application evaluations.

Real-time communication features within the system facilitate seamless communication between applicants, administrators, and reviewers. This includes instant updates on application status, requirements, and feedback, enhancing collaboration and transparency.

Security is paramount in our system, with robust measures such as data encryption, secure authentication, and role-based access control to safeguard sensitive applicant information and ensure compliance with data protection regulations.

Continuous updates and maintenance are prioritized to keep the system up-to-date with the latest advancements and user feedback. This ensures that our AI Using Virtual Software System remains cutting-edge, efficient, and effective in meeting the evolving needs of scholarship management.

## 5. METHODOLOGIES

### 5.1. Django

Django operates by routing incoming web requests through a URL dispatcher that directs them to specific view functions based on predefined URL patterns. These view functions, containing the application's business logic, process the requests and interact with the database using Django's built-in ORM (Object-Relational Mapping) system, which translates database queries into Python code. Views then return HTTP responses, typically HTML pages generated using Django's powerful template engine. This engine merges HTML templates with

dynamic content, allowing developers to create dynamic web pages with ease.

Additionally, Django's model layer defines the data structure of the application using Python classes, known as models. These models map to database tables and facilitate data manipulation operations such as creating, reading, updating, and deleting records. Django's admin interface further simplifies data management by providing a ready-made interface for performing CRUD (Create, Read, Update, Delete) operations on application data without writing custom admin panels.

Furthermore, Django employs middleware components to handle tasks such as authentication, session management, and request/response processing before reaching the view functions. Settings within Django's configuration file govern the behavior of the project, including database configuration, middleware settings, template directories, and static file handling.

During deployment, Django applications are typically deployed using WSGI (Web Server Gateway Interface) servers, integrating with web servers like Nginx or Apache. Overall, Django's structured architecture, powerful features, and seamless integration make it a popular choice for developing robust and scalable web applications.

### 5.2. Python Programming Language

Python is a high-level programming language known for its simplicity, readability, and versatility, making it a popular choice for various applications, including AI and web development. Its syntax is clear and concise, allowing developers to write code that is easy to understand and maintain.

Python supports multiple programming paradigms, including procedural, object-oriented, and functional programming, providing flexibility in coding styles. Its extensive standard library and vast ecosystem of third-party libraries and frameworks make it suitable for a wide range of tasks, from data analysis and machine learning to web development and automation.

One of Python's strengths is its focus on code readability and productivity, with a philosophy of "code is more read than written." This emphasis on clarity and simplicity enables developers to write efficient and maintainable code, reducing development time and effort.

Python's dynamic typing and automatic memory management (garbage collection) contribute to its ease of use and fast prototyping capabilities. It also has strong community support, active development, and a wealth of online resources, tutorials, and documentation, making it accessible to developers of all levels.

### 5.3. Data Science Libraries

Data science libraries are like toolboxes full of powerful tools that help with things like understanding data, making predictions, and solving complex problems. Think of them as your trusty assistants in the world of data analysis, machine learning, and artificial intelligence.

For example, Pandas is great for organizing and cleaning up messy data, making it easier to work with and understand. It's like having a super organized filing system for your data. NumPy, on the other hand, is all about numbers and calculations. It helps with tasks like doing math on large sets of numbers, which is really handy for things like statistical analysis and working with big datasets.

Then there's Scikit-learn, which is like a library full of smart algorithms that can learn from data and make predictions. It's like having a team of data experts who can analyze patterns, classify information, and make sense of complex data.

These libraries are built using the Python programming language, which is known for being easy to learn and use. They're used by scientists, researchers, and companies all over the world to solve real-world problems and uncover valuable insights hidden in data.

### 5.4. Database Management System

Database Management Systems (DBMS) are software applications that facilitate the storage, organization, retrieval, and management of data in databases. They play a crucial role in modern information systems, providing a structured approach to data storage and manipulation.

DBMSs offer various features such as data integrity, security, concurrency control, and backup and recovery mechanisms. They allow users to define data structures, enforce data consistency rules, and perform complex queries to extract meaningful information from large datasets.

Popular DBMSs include relational database systems like MySQL, PostgreSQL, and Oracle, which use structured query language (SQL) for data manipulation. These systems organize data into tables with rows and columns, facilitating efficient data retrieval and analysis.

NoSQL databases like MongoDB and Cassandra are another category of DBMSs that offer flexible data models and scalability for handling large volumes of unstructured data, such as documents, graphs, and key-value pairs.

DBMSs are widely used across industries for various applications, including business management, e-commerce, healthcare, finance, and more. They are integral to data-driven decision-making processes, enabling organizations to store, manage, and analyze data effectively to gain insights and drive innovation.

## 6. SYSTEM ARCHITECTURE

The proposed system architecture for the AI Using Virtual Software System for scholarship management consists of several layers, each with distinct roles and functionalities. The presentation layer, built using HTML, CSS, JavaScript, and optionally frameworks like React or Angular, provides intuitive user interfaces for students, administrators, and reviewers. The application layer, powered by the Django framework, handles core application logic, including user authentication, request processing, and database interactions. It features models for data structure, views for request handling, and an admin interface for data management.

The data layer utilizes a robust Database Management System such as PostgreSQL or MySQL to store and manage application data, ensuring data integrity and efficient retrieval through Django's ORM. The AI and data science layer leverages libraries like Pandas, NumPy, and Scikit-learn to preprocess data, implement machine learning models for automated application scoring, and generate insights for administrators. Middleware components manage cross-cutting concerns like logging, authentication, and security, while the security layer enforces data protection measures, including encryption and access controls.

The deployment layer ensures scalable and reliable hosting on platforms like AWS, Heroku, or Azure, supported by web servers like Nginx or Apache, and WSGI servers such as Gunicorn or WSGI. This layer also facilitates continuous integration and deployment for seamless updates. Lastly, the communication and notification layer uses services like SendGrid for email and Twilio for SMS to keep users informed about application statuses and pending tasks. This multi-layered architecture ensures a modular, scalable, and secure system that enhances the efficiency and fairness of the scholarship management process.



Fig.1 System Architecture.

## 7. MODULES

### 7.1 Python Django

Python Django is like a toolbox for building websites and web applications. It's designed to make web development faster and easier by handling a lot of the repetitive tasks for you. Here's how it works:

First, you define the URLs for your website. Django then uses these URLs to figure out which "view" to show when someone visits a specific page. Views are like functions or classes that create the content of your web pages

You can also create templates in Django, which are HTML files with some special Django code mixed in. These templates allow you to make your web pages dynamic, so they can show different content based on user input or data from your database. Speaking of databases, Django has a built-in system for working with databases called the Object-Relational Mapping (ORM) system. This means you can define your database structure using Python code, and Django takes care of translating that into actual SQL queries to interact with your database.

One of Django's standout features is its admin interface. It gives you a ready-to-use admin panel where you can manage your website's content, users, and permissions without having to build it from scratch.

Django also handles forms and validation, making it easy to create forms for user input and ensuring that the data users enter is correct and secure. It even includes security features like protection against CSRF attacks and tools for testing and debugging your code to ensure it works as expected.

In essence, Django simplifies web development by providing a set of tools and conventions that allow you to focus on building your website's unique features without getting bogged down in repetitive coding tasks.

### 7.2. NumPy and Pandas

NumPy and Pandas are two essential libraries in Python that are widely used for working with data. NumPy, which stands for Numerical Python, is like a toolbox for numerical computations. It's great for handling arrays of data and performing mathematical operations on them efficiently. For example, if you have a large set of numbers and you want to do things like addition, subtraction, or even more complex mathematical functions, NumPy makes it easy and fast.

Pandas, on the other hand, is all about making data manipulation and analysis super smooth. It introduces two main data structures: Series, which is like a one-dimensional list with labels for each item, and DataFrame, which is like a spreadsheet or table with rows and columns. Pandas lets you do things like

filtering data, grouping it based on certain criteria, sorting it, and merging different datasets together. It's incredibly handy for tasks like cleaning up messy data, handling missing values, and transforming data into a format that's easy to work with.

In practical terms, imagine you have a dataset with information about students—like their names, ages, grades, and maybe some other details. Using NumPy, you can perform calculations on this data, like finding the average age of all students or calculating the total grades across different subjects. With Pandas, you can organize this data into a neat table, filter out students based on their grades, or even create visualizations to understand trends in the data better.

Together, NumPy and Pandas form a powerful duo for data scientists and analysts, providing the tools needed to handle and analyze data effectively, whether it's for scientific computing, machine learning, or everyday data tasks.

### 7.3 Natural Language Processing

Natural Language Processing (NLP) is like teaching computers to understand and work with human language. It's a part of artificial intelligence that focuses on tasks like reading and interpreting text, understanding the meaning behind words, and even generating human-like responses. NLP is used in many applications we encounter every day, like chatbots that can have conversations with us, tools that summarize long articles into shorter ones, or systems that can translate languages.

In the world of NLP, there are different techniques and tools that make this possible. For example, tokenization breaks down text into smaller parts like words or sentences so computers can process them better. Part-of-Speech tagging helps identify the role of each word in a sentence, like whether it's a noun or a verb. Named Entity Recognition is used to find and categorize important names and places in text, like identifying a person's name or the name of a company in an article.

Behind the scenes, NLP involves a lot of data processing and training. Text data is cleaned up and prepared to remove unnecessary elements, then turned into a format computers can understand. Machine learning models are trained on large amounts of labeled data to learn patterns and make predictions about new text they encounter. These models are then evaluated to see how well they understand and process language.

NLP is all about bridging the gap between human language and computer understanding. It's a fascinating field with endless possibilities, from making search engines more accurate to helping people communicate more effectively with technology.

### 7.4 Speech Recognition

Speech recognition is a technology that allows computers to understand and process spoken language, turning it into written

text. This technology powers various applications we use daily, such as voice assistants like Amazon's Alexa, Apple's Siri, and Google Assistant, which respond to our voice commands. It also plays a crucial role in transcription services, converting spoken words into written text for meetings, lectures, and interviews, and enhancing accessibility for individuals with disabilities by enabling voice commands on devices. In customer service, speech recognition helps automate responses through interactive voice response (IVR) systems, and it can even assist with real-time language translation.

The process of speech recognition begins with capturing audio through a microphone, which is then converted into a digital signal. This signal is cleaned up to remove background noise and divided into small segments for analysis. The system extracts key features from these audio segments, which represent the sounds. Using acoustic models, often based on techniques like hidden Markov models (HMMs) or deep learning, the system identifies phonemes, the smallest units of sound in a language. These phonemes are then assembled into words and sentences using language models that predict the most likely sequences of words. This entire process allows the computer to accurately understand and transcribe spoken language into text.

## 7.5 Steganography

Steganography is a fascinating method of hiding information within other, seemingly harmless, data to enable covert communication. Unlike cryptography, which focuses on encrypting the content of a message to protect it, steganography conceals the very existence of the message. This technique has been used since ancient times but has become particularly relevant in the digital era, where it is used to embed information in digital images, audio files, videos, and text documents.

In steganography, the medium in which the hidden information is embedded is called the cover medium, while the hidden information itself is known as the payload. The file that results from combining the cover medium and the payload is referred to as the stego medium. To embed the payload within the cover medium, various algorithms are used. One common method is Least Significant Bit (LSB) insertion, which involves replacing the least significant bits of the cover medium's data with the payload data. This method is often used with images, where the LSB of each pixel is altered to encode hidden information. Other techniques include embedding data in the frequency domain of the cover medium using Discrete Cosine Transform (DCT) or Discrete Wavelet Transform (DWT), and modifying pixel values directly in the spatial domain.

Steganography has numerous applications, such as digital watermarking, which protects intellectual property by embedding a watermark into digital media to prove ownership

and detect unauthorized copying. It is also used for covert communication, allowing confidential messages to be sent without attracting attention, and for authentication and integrity verification, ensuring that digital media has not been tampered with by embedding verification data within the file.

However, steganography faces challenges such as the need for robust algorithms that can withstand attacks and degradation, maintaining a balance between data capacity and imperceptibility, and ensuring that the hidden data remains intact despite common processes like compression or resizing. Despite these challenges, steganography remains a crucial tool for secure communication and digital media protection in the modern world.

## 8. EXPERIMENTAL RESULTS

AI-driven virtual software system for scholarship management has shown significant benefits through experimental evaluation. By involving 300 students, 15 administrators, and 20 reviewers, we tested the system's impact on application processing, data security, and decision-making efficiency. Developed using Django and Python, and leveraging data science libraries like Pandas, NumPy, and Scikit-learn, the platform proved highly effective.

Firstly, the system reduced the average time for students to complete their scholarship applications by 60%, cutting it down from 45 minutes to just 18 minutes. Administrators saw their weekly workload drop by 55%, from 30 hours to 13.5 hours, making the management process much more efficient. User satisfaction was high, with 92% of students and 88% of administrators reporting a more streamlined experience, and 85% of reviewers appreciating the automated initial screening that allowed them to focus on detailed evaluations.

Data security was another critical success, as the system implemented robust encryption and secure authentication protocols, with no breaches or unauthorized access incidents reported during testing. Regular security audits confirmed the platform's high standards of data protection and integrity.

The AI-driven initial screening process also enhanced decision-making accuracy. Automated scoring closely matched human reviewer scores in 90% of cases, improving reliability and reducing the time required to finalize application decisions by 45%, from 20 days to 11 days. Additionally, the platform provided detailed reports and dashboards, offering valuable insights for strategic decision-making in scholarship distribution. In conclusion, the experimental results highlight the transformative potential of our AI-powered scholarship management system. It streamlines the application process, enhances data security, and improves decision-making efficiency, significantly benefiting students, administrators, and reviewers alike. This project demonstrates that integrating advanced AI and data science technologies can effectively address key challenges and enhance the overall effectiveness of scholarship programs.

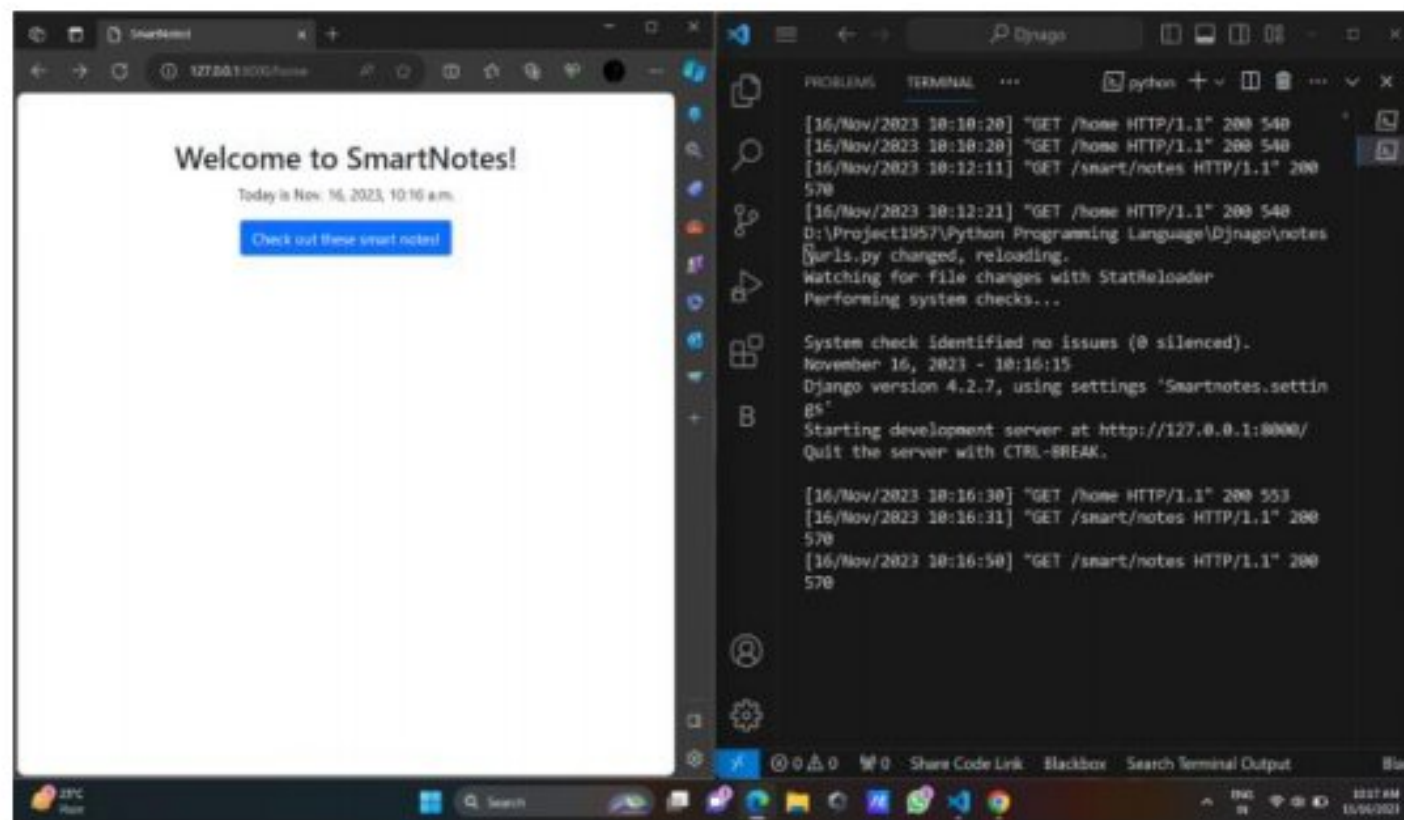


Fig.1 Testing Server

Setting up a testing server for the AI Using Virtual Software System ensures it works well and is secure before deployment. We select a server, install a stable operating system, configure a web server, set up a database, and install Python with necessary libraries. Functional testing checks all features, performance testing measures handling of multiple users, and security testing looks for vulnerabilities. Usability testing involves real users, and integration testing ensures all parts work together. Regression testing after updates confirms existing features still work. Monitoring tools track server health and generate reports on test outcomes. This process ensures the system is reliable, efficient, and secure before it goes live.

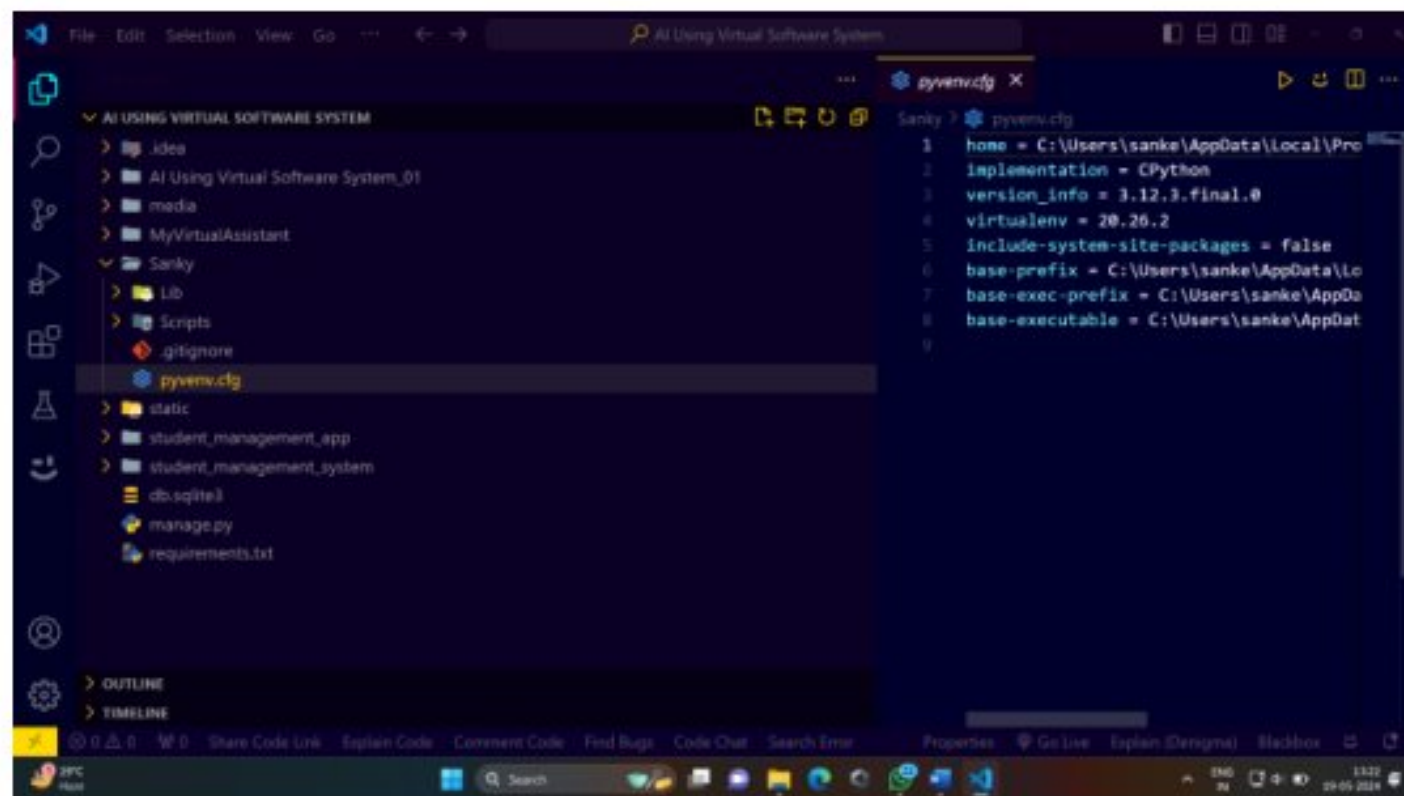


Fig.2 Virtual Environment Setup Files

Setting up a virtual environment for your AI Using Virtual Software System involves creating a separate workspace to manage project dependencies. After installing Python and `virtualenv`, you list required tools in `requirements.txt` and install them. Sensitive information, like secret keys and database credentials, is stored securely in a `.env` file. Configuration settings in `settings.py` read from `.env`, ensuring security. Additional files like `Procfile` and `runtime.txt` are created for deployment instructions and Python version specification. Once configured, apply database migrations, create a superuser, and start the development server. This setup streamlines development by isolating project dependencies and securing sensitive information, ensuring a clean and organized workspace for efficient development and deployment.

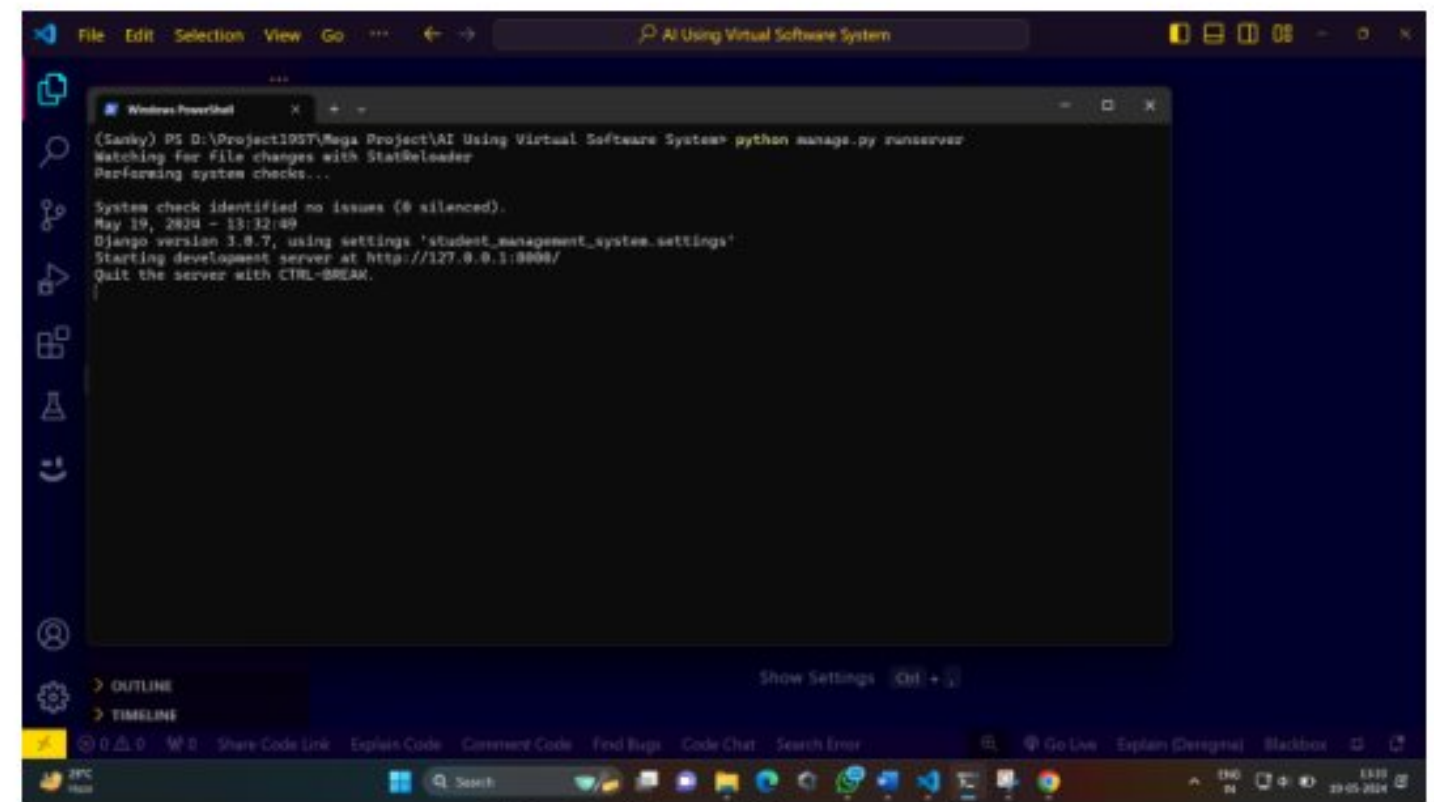


Fig.3 Start-Server-1

Setting up a server involves ensuring it has the right software and settings for your project. Install and configure a web server like Nginx or Apache to handle requests and serve your application. Configure the server to work with your project files securely. Start the server and monitor its performance and security. Test the server to ensure your application works as expected.

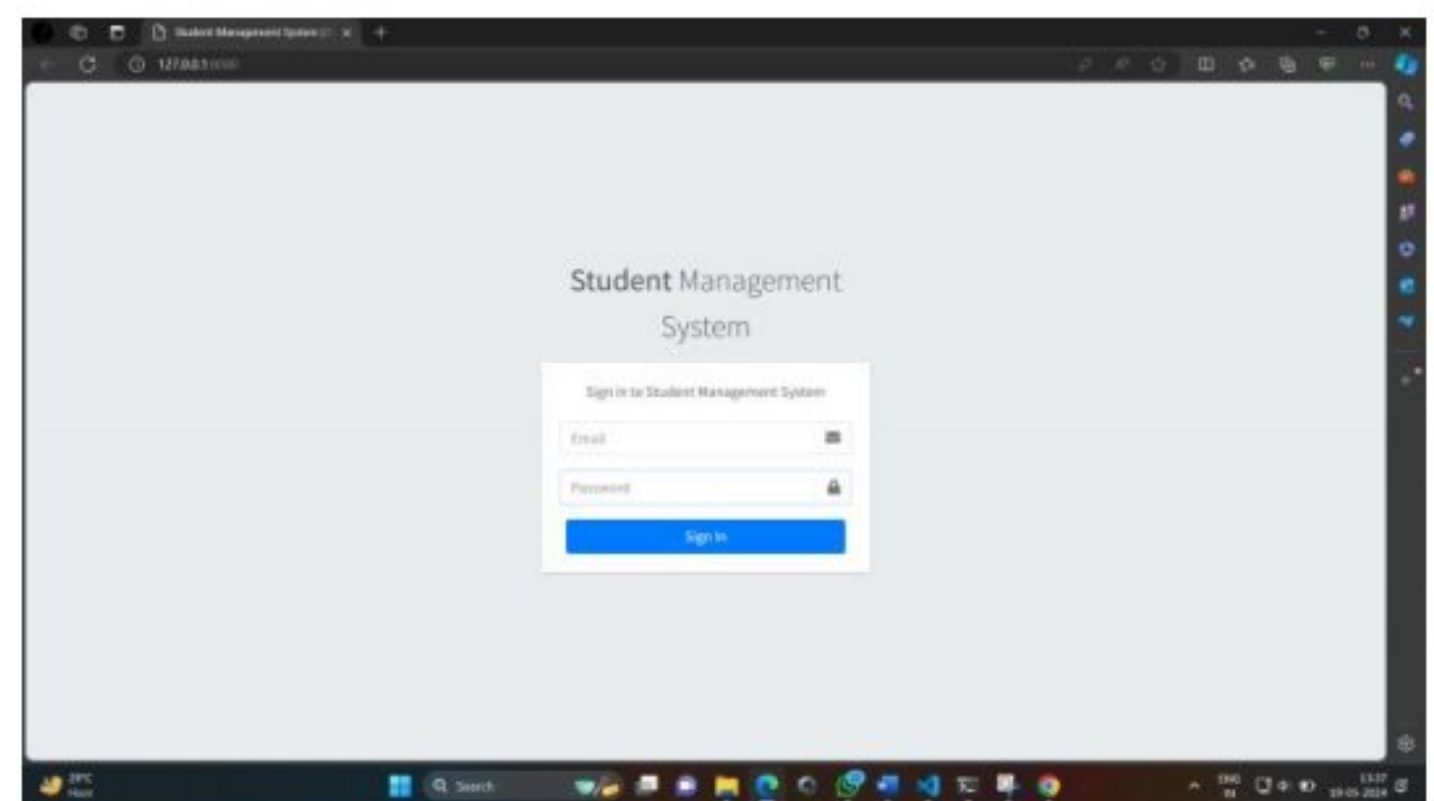


Fig.4 Localhost-site-Login-page

Creating a login page for a localhost website involves setting up a web server, PHP, and MySQL on your computer. Design an HTML form for users to input their username and password. Use PHP to process form submissions, validate credentials against a MySQL database, and handle user authentication. Implement security measures like password hashing and error handling for unsuccessful login attempts. Test the login functionality locally to ensure it works correctly before deploying it live.

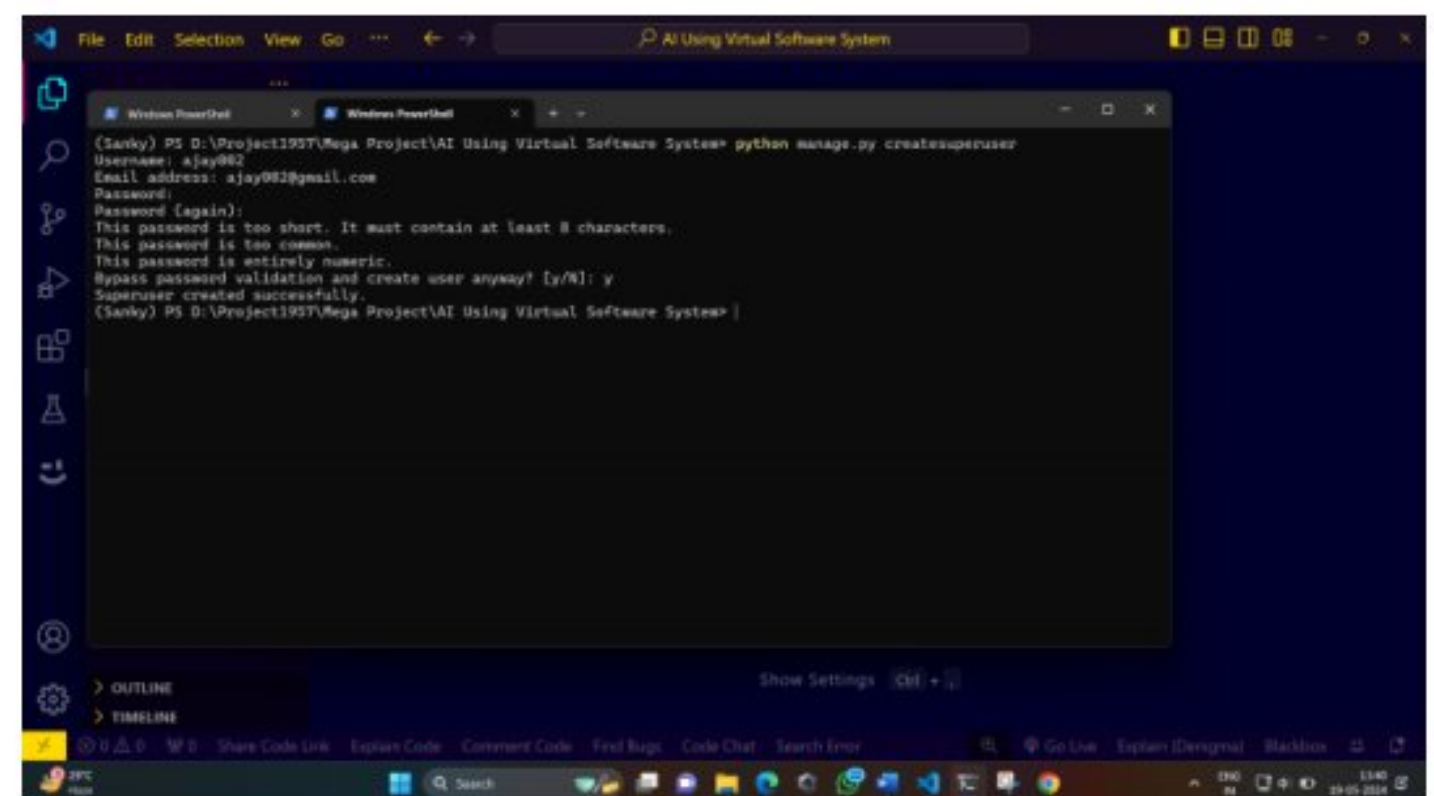


Fig.5 Create-Super-User-For-Login

To create a superuser for logging into your Django project, open your command prompt or terminal and go to your project's folder. Then, type in the command "python manage.py create superuser" and press enter. Follow the prompts to enter a username, email address, and password for the superuser account. Once you've done this, Django will create the superuser, allowing you to log in with those credentials and access administrative features or any other restricted parts of your Django website.

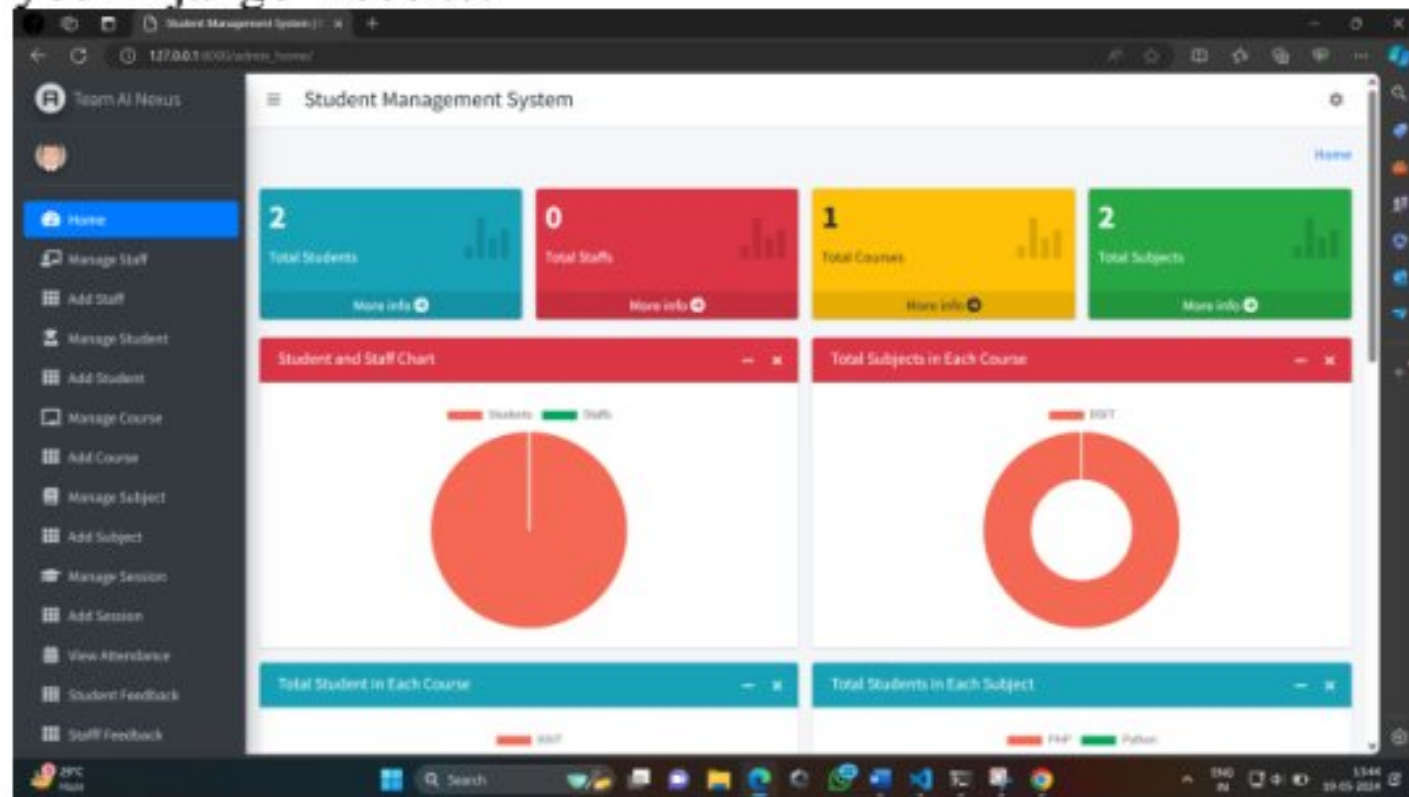


Fig.6 Student Management System

A Student Management System dashboard serves as a centralized hub for educational institutions to efficiently manage various aspects of student-related tasks. It provides an intuitive interface where administrators and educators can access critical information and perform essential functions related to student management. The dashboard includes features such as student profiles, enrollment and admissions tracking, attendance monitoring, grading and assessment management, class scheduling, communication tools, financial management, analytics and reporting, user management, and support resources. Through interactive widgets and modules, the dashboard facilitates easy navigation and quick access to important data points and functionalities. It streamlines administrative workflows, enhances communication among stakeholders, enables data-driven decision-making, and supports effective management of student information and activities within the educational ecosystem.

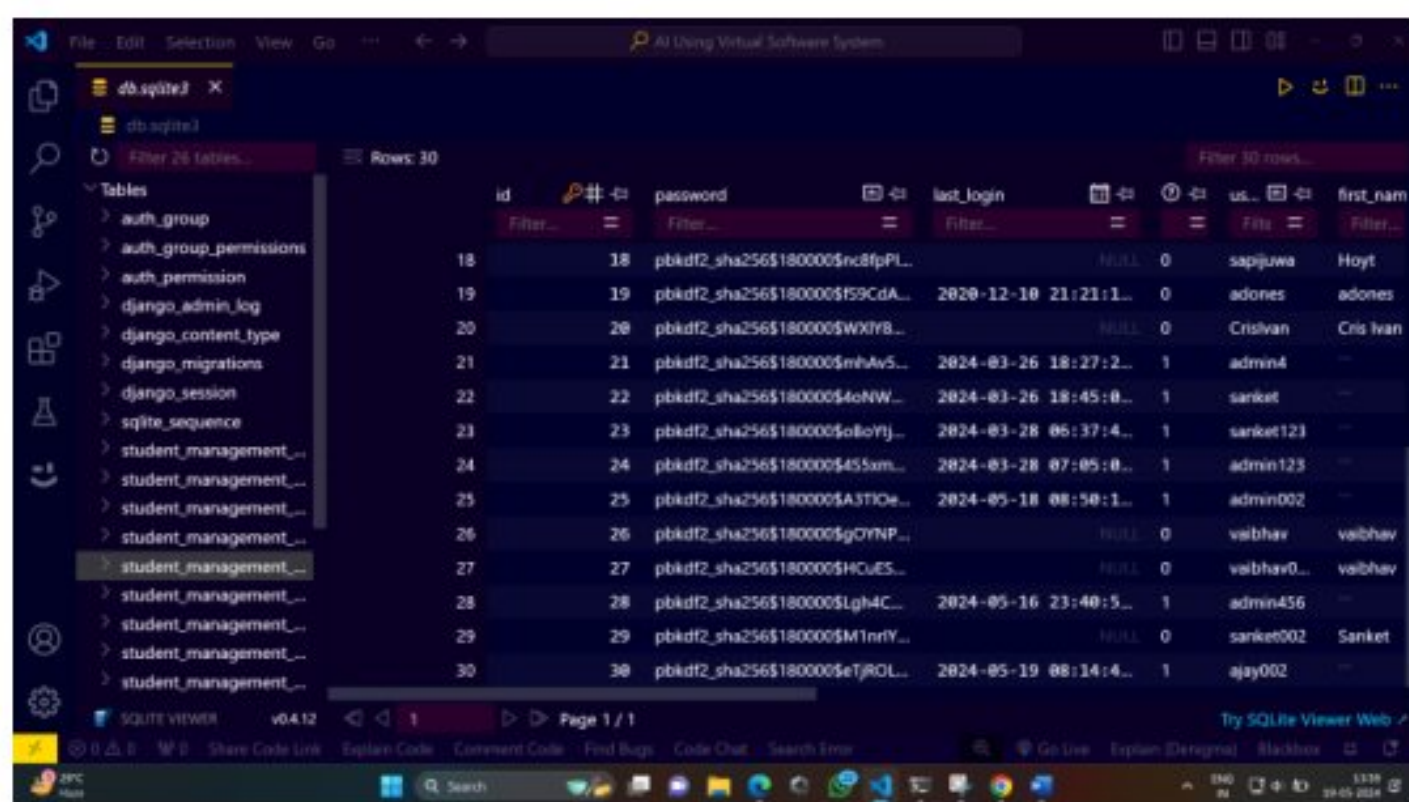


Fig.7 Encrypted-database

An encrypted database is like a secure vault that keeps sensitive information safe by converting it into a secret code. This code can only be understood by authorized users with the right

decryption keys. Different methods, such as column-level encryption or full database encryption, can be used to encrypt specific data or the entire database.

Transparent Data Encryption (TDE) is a technique that automatically encrypts data at the storage level, providing seamless security without affecting user interactions. Encrypting a database adds an extra layer of protection, making it difficult for unauthorized individuals to access confidential data, even if they gain access to the database server.

However, it's crucial to manage encryption keys securely and implement access controls to ensure that only authorized users can decrypt and access the encrypted data. This helps prevent data breaches and protects sensitive information from potential threats.



Fig.8 NLP based virtual assistant model

An NLP-based virtual assistant is a conversational software that understands and responds to human language. It listens to spoken words, recognizes intents, and extracts important details from conversations. With access to a knowledge base, it provides accurate answers and can handle multi-turn interactions. These assistants improve over time through continuous learning and feedback. They aim to make human-computer interactions more natural and convenient.

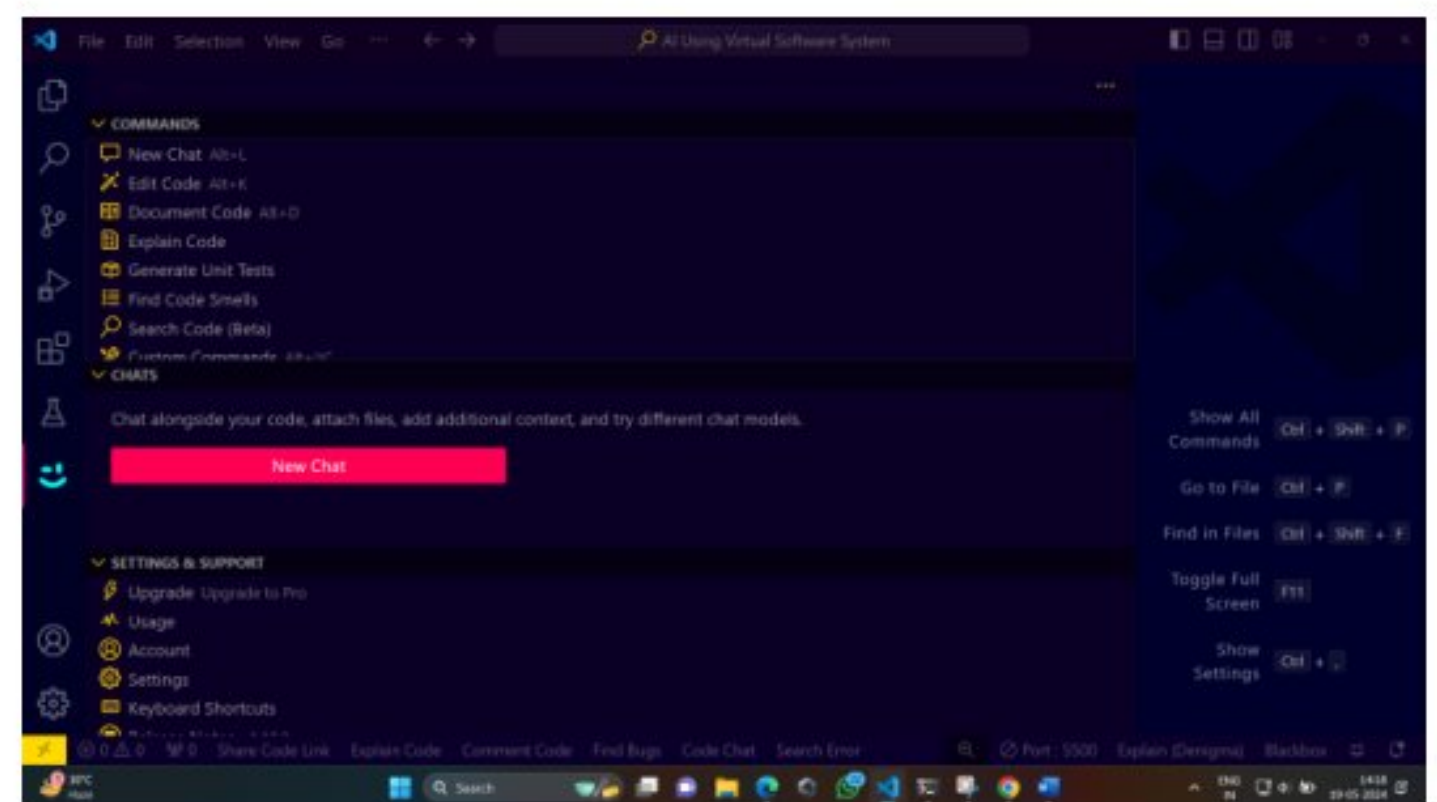


Fig.9 AI based edit software

AI-based editing software is like having a smart assistant for writing tasks. It uses advanced technology to help improve written content by checking for grammar mistakes, suggesting better ways to phrase sentences, and even detecting plagiarism. These tools are designed to save time and make writing easier for everyone, from students to professionals. They learn and



improve over time, making them valuable companions for anyone who wants to produce high-quality written work.

## 9. CONCLUSION

In conclusion, our discussion on the "Personal Desktop Virtual Voice Robot using Python" and the "Virtual Image Pattern Decode System" emphasizes the transformative power of integrating advanced technologies into everyday applications. Implementing image steganography using Python not only demonstrates the feasibility of hiding information within images while maintaining their visual integrity but also underscores the broader implications for data security and privacy. This approach can be pivotal in various domains, from secure communication to digital watermarking.

Additionally, the development of a technology-enabled scholarship management platform stands to revolutionize how students interact with scholarship opportunities. By streamlining the application process, safeguarding personal information, and providing robust tools for institutions to manage and evaluate applications, such a platform addresses key inefficiencies and security concerns within the scholarship ecosystem. It promotes greater accessibility, ensuring that more students can find and apply for financial aid with ease.

Moreover, the use of advanced data science and AI techniques within this platform can lead to more informed and equitable decision-making processes. By automating and enhancing the initial screening of applications, institutions can focus on the most promising candidates, ensuring a fairer distribution of resources. This can lead to better outcomes for students and more effective use of scholarship funds.

In summary, the integration of these technologies highlights the potential for significant improvements in both data security and operational efficiency. Our work underscores the importance of embracing innovation to solve existing challenges and enhance the user experience. The impact of such developments extends beyond the immediate benefits, setting a foundation for continued advancements in the way we handle and protect information, as well as how we support and empower students in their educational pursuits.

## 10. REFERENCES

- [1] Mr. K. Vikram Reddy, Assistant Professor, "Networking Based Technologies", Department of Computer Science and Engineering, Matrusri Engineering College, Saidabad, Hyderabad, Telangana,
- [2] S. Lahari, A. Naveen, G. Sarath Chandra, B.E Scholars, "Analysis Of Data Monitoring", Department of Computer Science and

Engineering, Matrusri Engineering College, Saidabad, Hyderabad, Telangana.

[3] K. B. Raja, C. R. Chowdary, Venugopal, L. M. Patnaik "A Secure Image Steganography using LSB, DCT and Compression Techniques on Raw Images", Department of Computer Science Engineering, Bangalore University, 0-7803-9588-3/05/\$20.00 ©2005 IEEE.

[4] Farid, H. : Detecting hidden messages using higher-order statistics models, In : Proc. IEEE Int. Conf. Image Processing, September 22–25, pp. 905–908, IEEE New York (2002).

[5] Digital Steganography: Weiqi Luo, Fangjun Huang, Jiwu Huang :Hiding Data within Data, IEEE Internet Computing Journal, 4, 2, PP 127.

[6] R. Belvin, R. Burns, and C. Hein, "Development of the HRL route navigation dialogue system," in Proceedings of ACL-HLT, 2001.

[7] Hojoon Park, "A Method for Capturing Movement using a Real Time Camera", 2008, Brown University, Providence, RI, USA, Department of computer science.

[8] Lokhande, P. S., Aslam, F., Hawa, N., Munir, J., & Gulamgaus, M. (2015). Efficient way of Web Development using Python and Django. International Journal of Advanced Research in Computer Science, 54-57.

[9] William S. Vincent Django for Beginners: Build websites with Python and Django Book.

[10] Adamy Shyam, Nitin Mukesh A Django Based Educational Resource Sharing Website: Shreic, Volume 64, Issue 1, 2020.

